



TOYOTA

2026 Land Cruiser

2026 LAND CRUISER

Legendary grit. Endless adventures.

From capable roots rises modern off-road excellence. Whether you're a seasoned adventurer or aspiring explorer, Land Cruiser invites you to join the journey.



See numbered disclaimer footnotes in Info and Disclosures section.

Built to conquer.



Rigid Industries® Color-Selectable LED Fog Lights

Land Cruiser trim's dual-hue LED fog lights bring more light to your adventures. Effortlessly switch between a crisp white light for low-light driving scenarios or a dynamic yellow beam that enhances contrast in denser conditions. ¹



Heritage-Inspired Design

Land Cruiser stays true to its roots with a bold, heritage-inspired design built for modern exploration. Featuring a classic "TOYOTA" heritage grille, squared-off side mirrors, and athletic fender flares, this icon is reimaged for today's adventures—whether tackling rugged trails or roaming city streets with confidence.




Classic Style Cues

Rugged elegance in two distinct trims. Land Cruiser 1958 is a back-to-basics homage to the original FJ25, with iconic round headlights and fabric seats. Land Cruiser trim elevates the ride further with more adventure-ready tech, leather-trimmed seating and rectangular headlights inspired by the FJ62.

INTERIOR

Take command in comfort.

Land Cruiser's thoughtfully designed interior is ready to elevate every drive. With available features like front seat and steering wheel warmers, heated side mirrors, and premium leather-trimmed seating, comfort takes the lead on every journey.



More grit. More glory.

Performance

Full-Time 4WD

Land Cruiser's full-time 4-wheel-drive system provides power continuously to the front and rear axles to improve traction and stability on various surfaces. An electronically controlled 2-speed transfer case allows you to select the right amount of torque for your driving conditions.




i-FORCE MAX Hybrid Powertrain

Land Cruiser's powertrain combines hybrid tech with an impressive turbo 4-cylinder hybrid engine to generate an electrifying 326 net combined horsepower with 465 lb.-ft. of torque.

Towing Capacity

Bring more along for the ride. With a tremendous towing capacity of 6,000 lbs., you'll be able to tackle the trails with whatever you need to take your trek to the next level.




Drive Modes

Three distinct drive modes let you instantly tailor your drive with the touch of a button. Sport Mode indulges your spirited side with the feeling of sharper acceleration, while Eco Mode adjusts throttle input to help maximize your efficiency. Normal Mode blends fuel economy with performance.

Capability

Rear and Center Locking Differentials

More off-road; more control. ⁹ Engage Land Cruiser's electronically locking differentials with the press of a button to distribute available torque for better traction while maneuvering through challenging terrain.




Stabilizer Disconnect Mechanism

While Land Cruiser's frame provides stability to support your everyday drives, sometimes off-road excursions require something different. Activate Land Cruiser's available Stabilizer Disconnect Mechanism (SDM) for greater wheel articulation as you navigate uneven trails and rocky terrain.

Power Inverter

Explore the wilderness without limitations. Land Cruiser's 2400W power inverter ¹⁰ integrates the ability to charge and operate your essentials wherever your off-road journey takes you. From laptops to coffee makers, this high-capacity outlet helps you power up your adventures.



Multi-Terrain Select With Crawl Control

Conquer with confidence. Land Cruiser's available Multi-Terrain Select (MTS) helps you navigate varying landscapes with improved traction at different speeds. Crawl Control (CRAWL) ¹¹ helps take on difficult terrain by automatically modulating the throttle and brakes, so you can focus on steering.

Seamless adventures start here.



Info 20

Multimedia Screen

Land Cruiser's standard 8-in. or available 12.3-in. Toyota Audio Multimedia touchscreen heightens your interactions through sight, touch, and even voice recognition that lets you activate the system with a phrase like, "Hey, Toyota." From listening to music to finding your destinations, and more—stay connected to every adventure. ¹⁴



Info 21

Remarkable Roof Capacity

Take it to the top. Land Cruiser allows up to 770 lbs. of gear on its roof while parked and carries up to 165 lbs. while on the go, helping you bring along more for every adventure. ¹⁵ Whether it's bikes, kayaks or a rooftop tent, trust Land Cruiser to help you explore more without constraints.



Info 22

Console Cool Box

Land Cruiser's available center-console cool box ¹⁶ recirculates air from your air conditioner to help keep your beverages chilled while you explore remote destinations or cruise down city streets.




Info 23

Qi Wireless Charger and USB-C Ports

Charge ahead. With Land Cruiser's available Qi-compatible wireless charger, ¹⁷ you can simply place your Qi-compatible device to wirelessly charge up while on the go. And for more versatility and added convenience, Land Cruiser comes with three USB-C ¹⁸ fast-charging ports so you can connect to and power up a variety of devices.

COMFORT & CONVENIENCE



Heated/Ventilated Front Seats

Fine-tune your comfort zone in no time. As outside temperatures change, heated front seats make chilly journeys more inviting, while available ventilation helps keep you refreshed on warmer days.



Head-Up Display

Get a better view of where you're going. The available full-color Head-Up Display (HUD) projects your speed, select safety alerts and other customized driving info right onto the windshield so you can focus on your drive.



60/40 Split Rear Seat

From commutes to campfires, Land Cruiser's 60/40 rear bench configuration balances everyday functionality with outdoor adventures. Fold down either side or both to enjoy ample room for passengers and flexible cargo space that adapts to whatever your adventure calls for.



No Cost Maintenance Plan

Every new Land Cruiser comes with ToyotaCare,¹⁹ a maintenance plan that covers normal factory scheduled service for 2 years or 25,000 miles, whichever comes first, and 24-hour Roadside Assistance for 2 years, unlimited mileage.

Technology



Blind Spot Monitor With Rear Cross-Traffic Alert

Standard Blind Spot Monitor (BSM) ²⁷ is designed to warn you when a vehicle in the next lane enters Land Cruiser's blind spot on either side of the vehicle. And when you're in reverse, Rear Cross-Traffic Alert (RCTA) ²⁸ is designed to help detect vehicles approaching from either side, warning you with side mirror indicators and a warning tone.



Integrated Backup Camera

Put Land Cruiser in reverse and the standard backup camera ²⁹ automatically activates to show you what's behind your vehicle on the available 12.3-in. multimedia display.



Front Cross-Traffic Alert

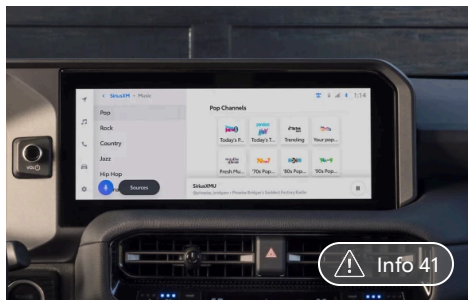
Available Front Cross-Traffic Alert (FCTA) ³⁰ is designed to alert you to vehicles approaching the front end of your vehicle. A warning and buzzer are indicated on the Multi-Information Display (MID), and the direction of approach is shown on the available Head-Up Display (HUD), to help give you better awareness of your surroundings.



Multi-Terrain Monitor

When venturing through uncharted territory, Land Cruiser's available Multi-Terrain Monitor (MTM) is designed to help you check your immediate surroundings for potential obstacles, even on the terrain beneath your vehicle. Simply press a button to display front-, rear- and side-camera views on the available 12.3-in. touchscreen.

Audio Multimedia



SiriusXM® 3-Month Trial Subscription

SiriusXM® ³⁴ has premium entertainment that you won't hear anyplace else. With a 3-month trial, ³⁵ you get 425+ channels, including 165+ channels in your vehicle, to enjoy ad-free music, sports, news, talk, comedy and more. The SiriusXM® app also features a collection of podcasts, music, personalized Pandora® stations, SiriusXM® video and more.



14-Speaker JBL® Premium Audio

The available JBL® ³⁶ Premium Audio sound system with 14 engineered speakers including subwoofer and amplifier makes you feel like you're in the front row of a performance, even when you're off-road.



Wireless Apple CarPlay®


Bring along a familiar interface. With Land Cruiser's wireless Apple CarPlay® ³⁷ compatibility, you can use your compatible iPhone® ³⁸ with the multimedia system to get directions, make calls, send and receive messages, and listen to music, all while staying focused on your drive.



Wireless Android Auto™

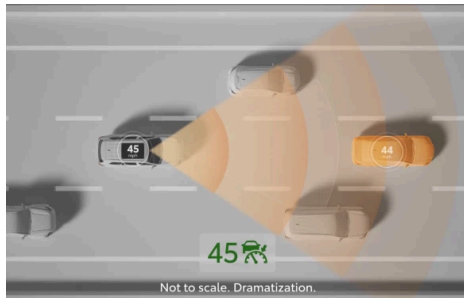
Stay connected on or off the road. By pairing your compatible Android™ ³⁹ phone with the audio multimedia system, Android Auto™ ⁴⁰ lets you get real-time traffic alerts, make and receive phone calls, listen to your favorite soundtrack, and more.

Toyota Safety Sense™ 3.0 ⁴⁵



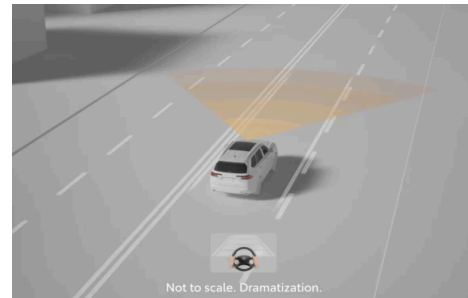
Pre-Collision System With Pedestrian Detection

PCS w/PD ⁴⁶ can alert you to potential collisions and may automatically brake.



Full-Speed Range Dynamic Radar Cruise Control

DRCC ⁴⁷ helps maintain a preset distance from the vehicle ahead of you, from highway speeds down to a full stop.



Lane Departure Alert With Steering Assist

LDA w/SA ⁴⁸ may alert you to inadvertent lane departures and make minor steering corrections to help keep you in your lane.



Lane Tracing Assist

LTA ⁴⁹ helps you center the vehicle within its lane while DRCC ⁵⁰ is active.

MORE FEATURES



Road Sign Assist

RSA ⁵¹ can recognize certain road signs and display them to you inside the vehicle.



Automatic High Beams

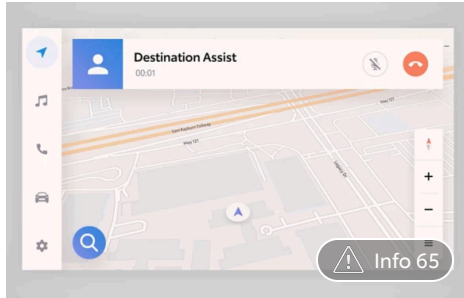
AHB ⁵² can automatically toggle between high and low beams based on the vehicle's surroundings.



Proactive Driving Assist

PDA ⁵³ may provide gentle braking and/or steering to help control distance between your vehicle and a vehicle, pedestrian or bicyclist ahead of you.

Connected Services



Drive Connect

With a Drive Connect trial or subscription,⁵⁴ the Cloud Navigation⁵⁵ and Intelligent Assistant⁵⁶ features help you find where you need to be, while Destination Assist⁵⁷ allows you to talk to a live agent as they help you find your destination's coordinates and offer directions on how to get there. 1-year trial included on select trims. 4G network dependent.



Service Connect

Stay up to date with your Land Cruiser's information, such as status and alerts, maintenance reminders and more.⁵⁸ It's a convenient way to help make sure your Land Cruiser is running at its best. 5-year-minimum trial included. Depends on availability of applicable cellular connection. 4G network dependent.



Wi-Fi Connect

Turn Land Cruiser into a hotspot. With an active Wi-Fi Connect trial or subscription,⁵⁹ you can easily connect up to five devices. And, depending on your existing mobile provider, you can add the Wi-Fi Connect subscription to your current mobile plan. We'll even include a 1-month or 3-GB trial to get you started. 4G network dependent.



Safety Connect®

Connect to our 24/7 response center in case of an accident or emergency with the press of a button. You also get 24/7 Roadside Assistance⁶⁰ and Stolen Vehicle Locator⁶¹ to give you peace of mind that help is on the way. Activation required. 5-year-minimum trial included.⁶² 4G network dependent.



Remote Connect

Land Cruiser is up to speed with the latest tech. With an active Remote Connect trial or subscription,⁶³ you can start the engine, lock/unlock doors, and locate your vehicle using the Toyota app⁶⁴ through your compatible smartphone or smartwatch. 1-year trial included. 4G network dependent.

LAND CRUISER GRADES



Land Cruiser 1958

Mechanical Features

- ✓ i-FORCE MAX 2.4L turbocharged inline 4-cylinder hybrid powertrain
- ✓ Drive Mode Select (DMS) with Sport, Eco, Normal and Snow Modes
- ✓ Electronically controlled locking rear and center differentials
- ✓ Full-Time 4-Wheel Drive system with Active Traction Control (A-TRAC) and Torsen® ⁷⁰ limited-slip center differential with locking feature

Exterior Features

- ✓ Rear Land Cruiser badge
- ✓ Heritage-inspired circular LED headlights
- ✓ Front LED integrated fog lights
- ✓ Integrated LED Daytime Running Lights (DRL)
- ✓ Black "TOYOTA" heritage grille

Interior Features

- ✓ Six USB ports ¹⁸
- ✓ 2400W AC inverter ¹⁰
- ✓ Heated front seats
- ✓ Overhead console with LED illumination, LED maplights, and Safety Connect® ⁶² controls
- ✓ Leather-trimmed shift lever

Audio Multimedia

- ✓ 8-in. Toyota Audio Multimedia touchscreen with 6-speaker audio system, wireless Android Auto™ ⁴⁰ & Apple CarPlay® ³⁷ compatibility, SiriusXM® ³⁴ 3-month trial subscriptions. See toyota.com/connected-services for details.

Connected Services

- ✓ Service Connect ⁵⁸
- ✓ Wi-Fi Connect ⁵⁹
- ✓ Safety Connect® ⁶²
- ✓ Remote Connect ⁶³
- ✓ Drive Connect ⁵⁴

Safety/Convenience

- ✓ Toyota Safety Sense™ 3.0 (TSS 3.0) ⁴⁵
- ✓ Blind Spot Monitor (BSM) ²⁷ with Rear Cross-Traffic Alert (RCTA) ²⁸ and Trailer Merge Warning

Options and Packages

- ✓ Liftgate Light
- ✓ Rear Bumper Guard



Land Cruiser

Mechanical Features

- ✓ Stabilizer Disconnect Mechanism (SDM)
- ✓ i-FORCE MAX 2.4L turbocharged inline 4-cylinder hybrid powertrain
- ✓ Drive Mode Select (DMS) with Sport, Eco, Normal and Snow Modes
- ✓ Electronically controlled locking rear and center differentials

Exterior Features

- ✓ Rear Land Cruiser badge
- ✓ Stabilizer Disconnect Mechanism (SDM)
- ✓ Rigid Industries® ¹ LED color-selectable fog lights
- ✓ Roof rails
- ✓ 18-in. matte-gray alloy wheels

Interior Features

- ✓ Six USB ports ¹⁸
- ✓ 2400W AC inverter ¹⁰
- ✓ Multi-Terrain Monitor (MTM) with selectable front, side or rear views
- ✓ Qi-compatible wireless charging ¹⁷
- ✓ Heated and ventilated front seats
- ✓ Overhead console with LED illumination, LED maplights, and Safety Connect® ⁶² controls
- ✓ SofTex®-trimmed seats

Audio Multimedia

- ✓ 12.3-in. Toyota Audio Multimedia touchscreen with 10-speaker audio system, wireless Android Auto™ ⁴⁰ & Apple CarPlay® ³⁷ compatibility, SiriusXM® ³⁴ 3-month trial subscription. See toyota.com/connected-services for details.

Connected Services

- ✓ Service Connect ⁵⁸
- ✓ Wi-Fi Connect ⁵⁹
- ✓ Safety Connect® ⁶²
- ✓ Remote Connect ⁶³
- ✓ Drive Connect ⁵⁴


Safety/Convenience

- ✓ Toyota Safety Sense™ 3.0 (TSS 3.0) ⁴⁵
- ✓ Blind Spot Monitor (BSM) ²⁷ with Rear Cross-Traffic Alert (RCTA) ²⁸ and Trailer Merge Warning

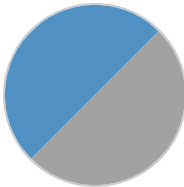
Options and Packages

- ✓ Premium Package
- ✓ Console Cool Box
- ✓ Moonroof


EXTERIOR




Trail
Dust/Grayscale⁷¹




Heritage
Blue/Grayscale⁷¹




Black



Underground




Heritage Blue



Meteor Shower




Wind Chill Pearl⁷¹




Ice Cap


INTERIOR




Black Softex⁷²



Java Softex⁷²



Black Leather



Java Leather



Black

| Exterior | Land Cruiser 1958 | Land Cruiser |
|---|-------------------|--------------|
| Stabilizer Disconnect Mechanism (SDM) | | S |
| Digital Key ⁷³ capability | | A |
| Heritage-inspired circular LED headlights | S | |
| Integrated LED Daytime Running Lights (DRL) | S | S |
| Rectangular LED headlights | | S |
| Black "TOYOTA" heritage grille | S | S |
| 18-in. dark gray metallic alloy wheels | S | |
| 18-in. matte-gray alloy wheels | | S |
| 20-in. gray alloy wheels | | A |
| Black door handles | S | S |
| Gloss-black hood finisher | | S |
| Rear Land Cruiser badge | S | S |
| Standard mudguards | S | S |
| Adjustable power liftgate with jam protection ⁷⁴ | | S |
| Illuminated entry | | S |
| Rain-sensing aerodynamic variable intermittent windshield wipers and intermittent rear wiper | S | S |
| Windshield wiper de-icer | S | S |
| Front and rear frame-mounted tow hooks ⁷⁵ | S | S |
| Front skid plate with engine, transmission and transfer case protection | S | S |
| Smart Key System on front driver and passenger side doors and liftgate with Push Button Start, remote keyless entry system and remote illuminated entry | S | S |
| Privacy glass on rear side, quarter and liftgate windows | S | S |
| Front LED integrated fog lights | S | |
| Rigid Industries® ¹ LED color-selectable fog lights | | S |
| Roof rails | | S |
| Running boards | | S |

Interior

| | | |
|--|---|---|
| Leather-trimmed shift lever | S | S |
| 2400W AC inverter ¹⁰ | S | S |
| Console cool box ¹⁶ | | A |
| Driver's-seat memory function | | A |
| Head-Up Display (HUD) | | A |
| Manual cushion-length adjuster | | A |
| Six USB ports ¹⁸ | S | S |
| Manual tilt/telescopic steering wheel with TOYOTA badge | S | |
| Power tilt/telescopic steering wheel with TOYOTA badge | | S |
| Power tilt/slide moonroof with sunshade | | A |
| 12.3-in. digital gauge cluster with selectable gauge display screens and fuel economy, Driver Assist, vehicle/trip information, and warning messages | | S |
| Digital gauge cluster with 7-in. color Multi-Information Display (MID) | S | |
| Overhead console with LED illumination, LED maplights, and Safety Connect® ⁶² controls | S | S |

| Interior (continued) | Land Cruiser 1958 | Land Cruiser |
|--|-------------------|--------------|
| Auto-dimming rearview mirror with compass and HomeLink® ⁷⁶ universal transceiver | S | S |
| All-weather floor liners ⁷⁷ | | S |
| 12 cup and bottle holders | S | S |
| Power windows with one-touch auto up/down with jam protection in all positions | S | S |
| Multi-Terrain Monitor (MTM) with selectable front, side or rear views | | S |
| Qi-compatible wireless charging ¹⁷ | | S |
| Heated and ventilated front seats | | S |
| Heated front seats | S | |
| Heated, fabric-trimmed seats; 6-way manual-adjustable front driver's seat, 6-way manual-adjustable front passenger seat with seatback pocket | S | |
| Leather-trimmed seats; 8-way power-adjustable front driver's seat with lumbar support; 8-way power-adjustable passenger seat | | A |
| SofTex®-trimmed seats; 8-way power-adjustable front driver's seat with lumbar support; 6-way manual-adjustable passenger seat | | S |
| Power door locks with shift-linked automatic lock/unlock feature | S | S |
| One center console-area 12V auxiliary power outlet ⁷⁸ and one rear cargo area 120V AC power outlet ⁷⁹ | S | S |

Audio Multimedia

| | | |
|---|---|---|
| 8-in. Toyota Audio Multimedia touchscreen with 6-speaker audio system, wireless Android Auto™ ⁴⁰ & Apple CarPlay® ³⁷ compatibility, SiriusXM® ³⁴ 3-month trial subscriptions. See toyota.com/connected-services for details | S | |
| 12.3-in. Toyota Audio Multimedia touchscreen with 10-speaker audio system, wireless Android Auto™ ⁴⁰ & Apple CarPlay® ³⁷ compatibility, SiriusXM® ³⁴ 3-month trial subscription. See toyota.com/connected-services for details | | S |
| 14-speaker Premium JBL® ³⁶ Audio | | A |

Safety and Convenience

| | | |
|---|---|---|
| Toyota Safety Sense™ 3.0 (TSS 3.0) ⁴⁵ — Pre-Collision System with Pedestrian Detection (PCS w/PD), ⁴⁶ Full-Speed Range Dynamic Radar Cruise Control (DRCC), ⁴⁷ Lane Departure Alert with Steering Assist (LDA w/SA), ⁴⁸ Lane Tracing Assist (LTA), ⁴⁹ Road Sign Assist (RSA), ⁵¹ Automatic High Beams (AHB), ⁵² Proactive Driving Assist (PDA) ⁵³ | S | S |
| Blind Spot Monitor (BSM) ²⁷ with Rear Cross-Traffic Alert (RCTA) ²⁸ and Trailer Merge Warning | S | S |
| Front Cross-Traffic Alert (FCTA) ³⁰ | | A |

| Safety and Convenience (continued) | Land Cruiser 1958 | Land Cruiser |
|---|-------------------|--------------|
| 3-point seatbelts for all seating positions; driver-side Emergency Locking Retractor (ELR) and Automatic/Emergency Locking Retractor (ALR/ELR) on all passenger belts | S | S |
| Adjustable front- and second-row outboard seatbelt anchors | S | S |
| Driver and front passenger Active Seatbelt Pretensioning System with force limiters | S | S |
| Child-protector rear door locks and power window lockout control | S | S |
| LATCH (Lower Anchors and Tethers for CHildren) includes lower anchors on outboard second-row and tether anchors on all second-row seats | S | S |
| Anti-theft system with engine immobilizer ⁸⁰ | S | S |
| Digital display auto-dimming rearview mirror with compass and HomeLink® ⁷⁶ universal transceiver | | A |
| Front and Rear Parking Assist with Automatic Braking (PA w/AB) ⁸¹ | S | S |
| Lane Change Assist (LCA) ⁸² | | A |
| Traffic Jam Assist (TJA) ⁸³ | | A |
| Safe Exit Alert (SEA) ⁸⁴ | S | S |
| Star Safety System™ — includes Enhanced Vehicle Stability Control (VSC), ⁸⁵ Traction Control (TRAC), Anti-lock Brake System (ABS), Electronic Brake-force Distribution (EBD), Brake Assist (BA) and Smart Stop Technology® (SST) ⁸⁶ | S | S |
| Tire Pressure Monitor System (TPMS) ⁸⁷ with direct-pressure readout and individual tire location alert | S | S |
| Dynamic Radar Cruise Control (DRCC) ⁵⁰ | S | S |
| Mechanical/Performance | | |
| 8-speed Electronically Controlled Automatic Transmission with intelligence (ECT-i); sequential shift mode and uphill/downhill shift logic | S | S |
| Independent double-wishbone front suspension with coil springs and stabilizer bar; 4-link rear suspension with coil springs, stabilizer bar and semi-floating axle | S | S |
| Drive Mode Select (DMS) with Sport, Eco, Normal and Snow Modes | S | S |
| Electronically controlled locking rear and center differentials | S | S |
| Full-Time 4-Wheel Drive system with Active Traction Control (A-TRAC) and Torsen® ⁷⁰ limited-slip center differential with locking feature | S | S |
| Stabilizer Disconnect Mechanism (SDM) | | S |
| Multi-Terrain Select (MTS) with Auto, Dirt, Sand, Mud, Rock and Deep Snow | | S |
| Vehicle speed-sensing, variable gear ratio, power-assisted rack-and-pinion | S | S |
| 288V sealed Nickel-Metal Hydride (Ni-MH) battery with 1.87 kWh capacity | S | S |
| Electric Parking Brake (EPB) ⁸⁸ | S | S |

| Mechanical/Performance (continued) | Land Cruiser 1958 | Land Cruiser |
|---|-------------------|--------------|
| Power-assisted front and rear ventilated disc brakes with hydraulic brake booster and Star Safety System™ | S | S |
| Integrated towing receiver hitch and wiring harness with 4-/7-pin connectors ⁷⁵ | S | S |
| i-FORCE MAX 2.4L turbocharged inline 4-cylinder hybrid powertrain; 326 net combined hp @ 6000 rpm, 465 lb.-ft. @ 1700 rpm | S | S |

INFO AND DISCLOSURES

1. Rigid Industries® is a registered trademark of JST Performance, LLC d/b/a Rigid Industries. **2.** The Toyota model or models shown are designed to meet most off-road driving requirements, but off-roading is inherently dangerous and may result in personal injury or vehicle damage. Toyota encourages responsible operation to help protect you, your vehicle and the environment. Land Cruiser shown in Heritage Blue with Grayscape roof with available Premium Package and available 20-in. wheels. Extra-cost color. **3.** Land Cruiser 1958 shown in Meteor Shower; Land Cruiser shown in Heritage Blue with Grayscape roof with available Premium Package and available 20-in. wheels. Extra-cost color. **4.** Land Cruiser shown in Heritage Blue with Grayscape roof with available Premium Package and available 20-in. wheels. Extra-cost color. Land Cruiser 1958 shown in Meteor Shower. **5.** Land Cruiser interior shown in Java leather trim with available Premium Package. Options shown. **6.** Land Cruiser interior shown in Java leather trim with available Premium Package. **7.** Land Cruiser 1958 shown in Meteor Shower. **8.** Land Cruiser shown in Heritage Blue with Grayscape roof with available Premium Package and available 20-in. wheels. Extra-cost color. **9.** The Toyota model or models shown are designed to meet most off-road driving requirements, but off-roading is inherently dangerous and may result in personal injury or vehicle damage. Toyota encourages responsible operation to help protect you, your vehicle and the environment. **10.** Rated for 2400 watts for a single three-prong outlet. See Owner's Manual for limitations. **11.** Crawl Control is designed for driving on difficult terrain at low speeds and assists the driver by controlling acceleration and braking, allowing the driver to focus on steering. See Owner's Manual for additional limitations. **12.** The Toyota model or models shown are designed to meet most off-road driving requirements, but off-roading is inherently dangerous and may result in personal injury or vehicle damage. Toyota encourages responsible operation to help protect you, your vehicle and the environment. Locking rear differential shown. Options shown. **13.** The Toyota model or models shown are designed to meet most off-road driving requirements, but off-roading is inherently dangerous and may result in personal injury or vehicle damage. Toyota encourages responsible operation to help protect you, your vehicle and the environment. Land Cruiser shown in Heritage Blue with Grayscape roof with available Premium Package and available 20-in. wheels. **14.** 4G network dependent. **15.** Do not overload vehicle and properly secure roof load. See Owner's Manual for weight limits and restrictions. **16.** Cool Box requires front air conditioning to be on. Cool Box may not operate when outside temperature is 32°F or below. Keep Cool Box closed while driving to help avoid injuries. See Owner's Manual for details. **17.** Wireless charging may not be compatible with all mobile phones, smart devices, tablets, e-readers, MP3/WMA players and like products. **18.** May not be compatible with all mobile phones, smart devices, tablets, e-readers, MP3/WMA players and like models. **19.** ToyotaCare covers normal factory scheduled maintenance for 2 years or 25,000 miles, whichever comes first, and 24/7 Roadside Assistance is for 2 years/unlimited mileage (note: ToyotaCare for Mirai is 3 years/35,000 miles and Roadside Assistance for Mirai, bZ, bZ4X, Prius, Prius Prime and Prius Plug-in Hybrid is 3 years/unlimited mileage). Roadside Assistance does not include parts and fluids, except limited emergency gas delivery. Towing distance up to 25 miles. Restrictions apply. Available in the continental U.S. and Canada. See Toyota dealer for details and exclusions. **20.** Be sure to obey traffic regulations and maintain awareness of road and traffic conditions at all times. Available 12.3-in. Toyota Audio Multimedia touchscreen shown. Options shown. **21.** Do not overload vehicle and properly secure roof load. See Owner's Manual for weight limits and restrictions. Land Cruiser shown in Underground with Yakima® SkyRise HD. Accessory shown not designed, manufactured or evaluated by Toyota. Any damage or altered performance caused by accessory is not covered by vehicle warranty. For information on third-party warranty for accessory, see <https://yakima.com/pages/lifetime-warranty>. **22.** Available console cool box. Options shown. **23.** Available Qi-compatible wireless charging shown. Wireless charging may not be compatible with all mobile phones, smart devices, tablets, e-readers, MP3/WMA players and like products. Options shown. **24.** Land Cruiser interior shown in Java leather trim with available Premium Package. Simulation shown. Options shown. **25.** Available Head-Up Display (HUD) shown. Options shown. **26.** Cargo and load capacity limited by weight and distribution. Always properly secure cargo and cargo area. Land Cruiser shown in Heritage Blue with Grayscape roof with available Premium Package and available 20-in. wheels. Extra-cost color. **27.** Do not rely exclusively on Blind Spot Monitor. Look over shoulder and use turn signal. See Owner's Manual for limitations. **28.** Do not rely exclusively on the Rear Cross-Traffic Alert. Visually confirm clearance during use. See Owner's Manual for limitations. **29.** The backup camera does not provide a comprehensive view. Always look over shoulder and use outside mirrors. See Owner's Manual for limitations. **30.** Do not overly rely on the Front Cross-Traffic Alert system. Always visually confirm that it is safe to proceed. See Owner's Manual for limitations. **31.** Blind Spot Monitor (BSM) shown. Do not rely exclusively on Blind Spot Monitor. Look over shoulder and use turn signal. See Owner's Manual for limitations. **32.** Integrated backup camera display with projected path shown. The backup camera does not provide a comprehensive view. Always look over shoulder and use outside mirrors. See Owner's Manual for limitations. Options shown. **33.** The Toyota model or models shown are designed to meet most off-road driving requirements, but off-roading is inherently dangerous and may result in personal injury or vehicle damage. Toyota encourages responsible operation to help protect you, your vehicle and the environment. Multi-Terrain Monitor (MTM) shown. Options shown. **34.** Service will automatically stop at the end of your trial subscription period unless you decide to continue service. Trial is non-transferable. If you do not wish to enjoy your trial, you can cancel by calling the number below. All SiriusXM services require a subscription, each sold separately by SiriusXM after the trial period. Service subject to the SiriusXM Customer Agreement and Privacy Policy, visit siriusxm.com for complete terms and how to cancel which includes online methods or calling 1-866-635-2349. Some services and features are subject to device capabilities and location availability. Satellite service not available in AK & HI. Content varies by SiriusXM subscription plan. All fees, content and features are subject to change. SiriusXM and related logos are trademarks of Sirius XM Radio Inc. and its respective subsidiaries. **35.** SiriusXM® services require a subscription after trial period. See SiriusXM Customer Agreement for complete terms at www.siriusxm.com. **36.** JBL® is a registered trademark of Harman International Industries, Inc. **37.** Apple CarPlay® requires a compatible iPhone® with an active data plan. Check compatibility at <https://www.apple.com/ios/carplay/>. Operability depends on network availability, a cellular connection and GPS signal. Services vary by vehicle and are subject to change at any time without notice. Data charges may apply. To learn more, go to <https://www.toyota.com/audio-multimedia/>. To learn more about Toyota Connected Services data collection, use, sharing and retention practices, please visit <https://www.toyota.com/support/privacy-notice/>. Apple CarPlay® is a registered trademark of Apple Inc. **38.** iPhone® is a registered trademark of Apple Inc. All rights reserved. **39.** Google, Android, Android Auto, Google Maps, YouTube Music and other marks are trademarks of Google LLC. Compatible Android phone and compatible active data plan required. **40.** Wireless use of Android Auto requires a compatible Android 11.0+ phone and compatible active data plan. Check g.co/androidauto/requirements for compatibility. Operability depends on network availability, a cellular connection, and GPS signal. Services vary by vehicle and are subject to change at any time without notice. Data charges may apply. To learn more, go to <https://www.toyota.com/audio-multimedia/>. To learn more about Toyota's Connected Services data collection, use, sharing, and retention practices, please visit <https://www.toyota.com/support/privacy-notice/>. Google, Android, Android Auto, Google Maps, YouTube Music and other marks are trademarks of Google LLC. Compatible Android phone and compatible active data plan required. **41.** Available SiriusXM® shown. Service will automatically stop at the end of your trial subscription period unless you decide to continue service. Trial is non-transferable. If you do not wish to enjoy

INFO AND DISCLOSURES

your trial, you can cancel by calling the number below. All SiriusXM services require a subscription, each sold separately by SiriusXM after the trial period. Service subject to the SiriusXM Customer Agreement and Privacy Policy, visit siriusxm.com for complete terms and how to cancel which includes online methods or calling 1-866-635-2349. Some services and features are subject to device capabilities and location availability. Satellite service not available in AK & HI. Content varies by SiriusXM subscription plan. All fees, content and features are subject to change. SiriusXM and related logos are trademarks of Sirius XM Radio Inc. and its respective subsidiaries. Screen depiction accurate at time of posting. Options shown. **42.** Available JBL® Audio shown. JBL® is a registered trademark of Harman International Industries, Inc. Options shown. **43.** Apple CarPlay® compatibility shown. Apple CarPlay® requires a compatible iPhone® with an active data plan. Check compatibility at <https://www.apple.com/ios/carplay/>. Operability depends on network availability, a cellular connection and GPS signal. Services vary by vehicle and are subject to change at any time without notice. Data charges may apply. To learn more, go to <https://www.toyota.com/audio-multimedia/>. To learn more about Toyota Connected Services data collection, use, sharing and retention practices, please visit <https://www.toyota.com/support/privacy-notice/>. Apple CarPlay® is a registered trademark of Apple Inc. Screen depiction accurate at time of posting. Options shown. **44.** Wireless Android Auto™ compatibility shown. Wireless use of Android Auto requires a compatible Android 11.0+ phone and compatible active data plan. Check [g.co/androidauto/requirements](https://www.google.com/androidauto/requirements) for compatibility. Operability depends on network availability, a cellular connection, and GPS signal. Services vary by vehicle and are subject to change at any time without notice. Data charges may apply. To learn more, go to <https://www.toyota.com/audio-multimedia/>. To learn more about Toyota's Connected Services data collection, use, sharing, and retention practices, please visit <https://www.toyota.com/support/privacy-notice/>. Google, Android, Android Auto, Google Maps, YouTube Music and other marks are trademarks of Google LLC. Compatible Android phone and compatible active data plan required. Screen depiction accurate at time of posting. Options shown. **45.** Toyota Safety Sense™ effectiveness is dependent on many factors including road, weather and vehicle conditions. Drivers are responsible for their own safe driving. Always pay attention to your surroundings and drive safely. See Owner's Manual for limitations. **46.** The Pre-Collision System (PCS) with Pedestrian Detection (PD) is designed to determine if impact is imminent and help reduce impact speed and damage in certain frontal collisions involving a vehicle, a pedestrian, a bicycle, or a motorcyclist. PCS w/PD is not a substitute for safe and attentive driving. System effectiveness depends on many factors, such as speed, size and position of pedestrian or bicyclist and weather, light and road conditions. See Owner's Manual for limitations. **47.** Full-Speed Range Dynamic Radar Cruise Control is not a substitute for safe and attentive driving. See Owner's Manual for instructions and limitations. **48.** Lane Departure Alert with Steering Assist is designed to read visible lane markers under certain conditions. It provides a visual/audible alert and slight steering force when lane departure is detected. It is not a collision-avoidance system or a substitute for safe and attentive driving. Effectiveness depends on many factors including road, weather and vehicle conditions. See Owner's Manual for limitations. **49.** The Lane Tracing Assist (LTA) lane centering function is designed to read visible lane markers and detect other vehicles under certain conditions. It is only operational when DRCC is engaged. See Owner's Manual for limitations. **50.** Dynamic Radar Cruise Control is not a substitute for safe and attentive driving. See Owner's Manual for limitations. **51.** Road Sign Assist only recognizes certain road signs. See Owner's Manual for limitations. **52.** Automatic High Beams operate at speeds above 21 mph. See Owner's Manual for instructions and limitations. **53.** Proactive Driving Assist (PDA) is designed to detect certain objects or curves in the road and provide gentle braking and/or steering support. PDA is not a substitute for safe and attentive driving. System effectiveness depends on many factors, such as speed, size and position of detected objects and weather, light and road conditions. See Owner's Manual for additional limitations and details. **54.** Drive Connect services may vary and are subject to change at any time without notice. Availability and accuracy depend on 4G network availability, a cellular connection and GPS signal. Without any one or more of these things, operability may be limited or precluded. Further, if and when 4G network changes or is discontinued, or the underlying technology required to support service becomes obsolete, then services will not work, and will need to be discontinued. Services require account registration through Toyota app and acceptance of Connected Services Terms of Use at toyota.com/content/dam/toyota/privacyvts/pdf/connected-services-terms-use.pdf and Master Data Consent. Data charges may apply. For Toyota's Connected Services' vehicle-generated data collection, use, sharing, and retention practices and agreements, see toyota.com/support/privacy-notice/. Trial period begins on original purchase or lease date of new vehicle. Services may vary and are subject to change without notice. Requires app download/registration, acceptance of Terms of Use and subscription after trial (if applicable). Data charges may apply. **55.** Cloud Navigation requires a trial or subscription to Drive Connect. Drive Connect availability and accuracy depend on certain factors outside of Toyota's control in order to operate, including 4G network availability, a cellular connection and GPS signal. Without any one or more of these things, operability may be limited or precluded. Services subject to change at any time without notice. Requires app download/registration and subscription after trial (if applicable). Terms of Use apply. Data charges may apply. See Owner's Manual and <https://www.toyota.com/connected-services/> for limitations. To learn about Toyota's Connected Services data collection, use, sharing and retention practices, visit <https://www.toyota.com/support/privacy-notice/>. **56.** Intelligent Assistant requires a trial or subscription to Drive Connect. Drive Connect availability and accuracy depend on certain factors outside of Toyota's control in order to operate, including 4G network availability, a cellular connection and GPS signal. Without any one or more of these things, operability may be limited or precluded. Services subject to change at any time without notice. Requires app download/registration and subscription after trial (if applicable). Terms of Use apply. Data charges may apply. See Owner's Manual and <https://www.toyota.com/connected-services/> for limitations. To learn about Toyota's Connected Services data collection, use, sharing and retention practices, visit <https://www.toyota.com/support/privacy-notice/>. **57.** On select models, Destination Assist will require a trial or subscription to Drive Connect. Drive Connect services may vary and are subject to change at any time without notice. Availability and accuracy depend on 4G network availability, a cellular connection and GPS signal. Without any one or more of these things, operability may be limited or precluded. Further, if and when 4G network changes or is discontinued, or the underlying technology required to support service becomes obsolete, then services will not work, and will need to be discontinued. Services require account registration through Toyota app and acceptance of Connected Services Terms of Use at toyota.com/content/dam/toyota/privacyvts/pdf/connected-services-terms-use.pdf and Master Data Consent. Data charges may apply. For Toyota's Connected Services' vehicle-generated data collection, use, sharing, and retention practices and agreements, see toyota.com/support/privacy-notice/. Trial period begins on original purchase or lease date of new vehicle. Services may vary and are subject to change without notice. Requires app download/registration, acceptance of Terms of Use and subscription after trial (if applicable). Data charges may apply. The Destination Assist trial period begins on original purchase or lease date of new vehicle. Paid subscription required after trial (if applicable). Terms of Use apply. **58.** Service Connect services vary by vehicle and are subject to change at any time without notice. Services depend on 4G network availability, a cellular connection, and GPS signal. Without any one or more of these things, operability may be limited or precluded. Further, if and when 4G network changes or is discontinued, or the underlying technology required to support service becomes obsolete, then the services will not work and will need to be discontinued. Information

INFO AND DISCLOSURES

provided is based on the last time data was collected from the vehicle and is not real-time data. Services require account registration through Toyota app and acceptance of Connected Services Terms of Use at <https://www.toyota.com/content/dam/toyota/privacyvts/pdf/connected-services-terms-use.pdf> and Master Data Consent. Data charges may apply. For Toyota's Connected Services' vehicle-generated data collection, use, sharing, and retention practices and agreements, see <https://www.toyota.com/support/privacy-notice/>. The Service Connect trial is included for a minimum of 5 years. 4G network dependent. **59.** Service not available everywhere or in every vehicle. Depends on 4G cellular network availability, a cellular connection and GPS signal. Without any one or more of these things, operability may be limited or precluded. Up to 5 devices can be supported using in-vehicle connectivity. Services may vary and are subject to change without notice. Data charges may apply. Requires separate subscriptions to third-party provider services. Valid in the contiguous U.S. and Alaska. Go to <https://myvehicle.att.com/#/toyota/learn?language=en=US> for terms and conditions. The Wi-Fi Connect trial begins at the time of enrollment and expires the earlier of 3GB data use or the 1-month trial period ends. Trial begins at activation and expires the earlier of 3 GB data use or 1 mo. Valid in contiguous U.S. and Alaska. See <https://myvehicle.att.com/#/toyota/learn?language=en=US> for terms and conditions. **60.** Enhanced 24/7 Roadside Assistance allows use of in-vehicle SOS button to assist response agent to identify vehicle location. Unlimited mileage coverage effective with an active Safety Connect® trial or subscription that depends on certain factors, including 4G network availability. Services require account registration through the Toyota app and acceptance of Connected Services Terms of Use at [toyota.com/content/dam/toyota/privacyvts/pdf/connected-services-terms-use.pdf](https://www.toyota.com/content/dam/toyota/privacyvts/pdf/connected-services-terms-use.pdf) and Master Data Consent. Data charges may apply. For Toyota's Connected Services' vehicle-generated data collection, use, sharing, and retention practices and agreements, see [toyota.com/support/privacy-notice/](https://www.toyota.com/support/privacy-notice/). Enhanced Roadside Assistance does not include parts and fluids, except limited emergency gas delivery. Towing distance up to 25 miles. Restrictions apply. Service subject to change at any time. Available in the continental U.S. and Canada. See Toyota dealer for details and exclusions. **61.** Building and/or parking structures may limit system effectiveness. Stolen vehicle police report required to use Stolen Vehicle Locator. For additional assistance contact the Toyota Brand Engagement Center at 1-800-331-4331. **62.** Safety Connect® services vary by vehicle and are subject to change at any time without notice. Services depend on 4G network availability, a cellular connection, and GPS signal. Without any one or more of these things, operability may be limited or precluded, including access to response center and emergency support. Further, if and when 4G network changes or is discontinued, or the underlying technology required to support service becomes obsolete, then the services will not work and will need to be discontinued. Stolen vehicle police report required to use Stolen Vehicle Locator. Services require account registration through Toyota app and acceptance of Connected Services Terms of Use at <https://www.toyota.com/content/dam/toyota/privacyvts/pdf/connected-services-terms-use.pdf> and Master Data Consent. Data charges may apply. For Toyota's Connected Services' vehicle-generated data collection, use, sharing, and retention practices and agreements, see <https://www.toyota.com/support/privacy-notice/>. The Safety Connect® trial is included for a minimum of 5 years. 4G network dependent. **63.** Use only if aware of circumstances surrounding vehicle it is legal safe to do so (e.g., do not remotely start a gas engine vehicle in an enclosed space or if vehicle is occupied by a child). Remote Connect services vary by vehicle and are subject to change at any time without notice. Services depend on 4G network availability, a cellular connection and GPS signal. Without any one or more of these things, operability may be limited or precluded. Further, if and when 4G network changes or is discontinued, or the underlying technology required to support service becomes obsolete, then the services will not work and will need to be discontinued. Digital Key also requires Bluetooth® connectivity. Not available on manual transmissions. Services require account registration through Toyota app and acceptance of Connected Services Terms of Use at [toyota.com/content/dam/toyota/privacyvts/pdf/connected-services-terms-use.pdf](https://www.toyota.com/content/dam/toyota/privacyvts/pdf/connected-services-terms-use.pdf) and Master Data Consent. Data charges may apply. For Toyota's Connected Services' vehicle-generated data collection, use, sharing, and retention practices and agreements, see [toyota.com/support/privacy-notice/](https://www.toyota.com/support/privacy-notice/). Trial period begins on original purchase or lease date of new vehicle. Paid subscription required after trial (if applicable). Terms of Use apply. **64.** An active Remote Connect trial or subscription is required to use the features mentioned in the Toyota app. **65.** Available Destination Assist, part of Drive Connect, shown. On select models, Destination Assist will require a trial or subscription to Drive Connect. Drive Connect services may vary and are subject to change at any time without notice. Availability and accuracy depend on 4G network availability, a cellular connection and GPS signal. Without any one or more of these things, operability may be limited or precluded. Further, if and when 4G network changes or is discontinued, or the underlying technology required to support service becomes obsolete, then services will not work, and will need to be discontinued. Services require account registration through Toyota app and acceptance of Connected Services Terms of Use at [toyota.com/content/dam/toyota/privacyvts/pdf/connected-services-terms-use.pdf](https://www.toyota.com/content/dam/toyota/privacyvts/pdf/connected-services-terms-use.pdf) and Master Data Consent. Data charges may apply. For Toyota's Connected Services' vehicle-generated data collection, use, sharing, and retention practices and agreements, see [toyota.com/support/privacy-notice/](https://www.toyota.com/support/privacy-notice/). Trial period begins on original purchase or lease date of new vehicle. Services may vary and are subject to change without notice. Requires app download/registration, acceptance of Terms of Use and subscription after trial (if applicable). Data charges may apply. The Destination Assist trial period begins on original purchase or lease date of new vehicle. Paid subscription required after trial (if applicable). Terms of Use apply. Drive Connect services may vary and are subject to change at any time without notice. Availability and accuracy depend on 4G network availability, a cellular connection and GPS signal. Without any one or more of these things, operability may be limited or precluded. Further, if and when 4G network changes or is discontinued, or the underlying technology required to support service becomes obsolete, then services will not work, and will need to be discontinued. Services require account registration through Toyota app and acceptance of Connected Services Terms of Use at [toyota.com/content/dam/toyota/privacyvts/pdf/connected-services-terms-use.pdf](https://www.toyota.com/content/dam/toyota/privacyvts/pdf/connected-services-terms-use.pdf) and Master Data Consent. Data charges may apply. For Toyota's Connected Services' vehicle-generated data collection, use, sharing, and retention practices and agreements, see [toyota.com/support/privacy-notice/](https://www.toyota.com/support/privacy-notice/). Trial period begins on original purchase or lease date of new vehicle. Services may vary and are subject to change without notice. Requires app download/registration, acceptance of Terms of Use and subscription after trial (if applicable). Data charges may apply. 1-year trial included. **66.** Available Service Connect shown. Service Connect services vary by vehicle and are subject to change at any time without notice. Services depend on 4G network availability, a cellular connection, and GPS signal. Without any one or more of these things, operability may be limited or precluded. Further, if and when 4G network changes or is discontinued, or the underlying technology required to support service becomes obsolete, then the services will not work and will need to be discontinued. Information provided is based on the last time data was collected from the vehicle and is not real-time data. Services require account registration through Toyota app and acceptance of Connected Services Terms of Use at <https://www.toyota.com/content/dam/toyota/privacyvts/pdf/connected-services-terms-use.pdf> and Master Data Consent. Data charges may apply. For Toyota's Connected Services' vehicle-generated data collection, use, sharing, and retention practices and agreements, see

INFO AND DISCLOSURES

<https://www.toyota.com/support/privacy-notice/>. The Service Connect trial is included for a minimum of 5 years. 4G network dependent. **67.** Available Wi-Fi Connect shown. Service not available everywhere or in every vehicle. Depends on 4G cellular network availability, a cellular connection and GPS signal. Without any one or more of these things, operability may be limited or precluded. Up to 5 devices can be supported using in-vehicle connectivity. Services may vary and are subject to change without notice. Data charges may apply. Requires separate subscriptions to third-party provider services. Valid in the contiguous U.S. and Alaska. Go to <https://myvehicle.att.com/#/toyota/learn?language=en=US> for terms and conditions. The Wi-Fi Connect trial begins at the time of enrollment and expires the earlier of 3GB data use or the 1-month trial period ends. Trial begins at activation and expires the earlier of 3 GB data use or 1 mo. Valid in contiguous U.S. and Alaska. See <https://myvehicle.att.com/#/toyota/learn?language=en=US> for terms and conditions. Options shown. **68.** Available Safety Connect® trial shown. Safety Connect® services vary by vehicle and are subject to change at any time without notice. Services depend on 4G network availability, a cellular connection, and GPS signal. Without any one or more of these things, operability may be limited or precluded, including access to response center and emergency support. Further, if and when 4G network changes or is discontinued, or the underlying technology required to support service becomes obsolete, then the services will not work and will need to be discontinued. Stolen vehicle police report required to use Stolen Vehicle Locator. Services require account registration through Toyota app and acceptance of Connected Services Terms of Use at <https://www.toyota.com/content/dam/toyota/privacyvts/pdf/connectedservices-terms-use.pdf> and Master Data Consent. Data charges may apply. For Toyota's Connected Services' vehicle-generated data collection, use, sharing, and retention practices and agreements, see <https://www.toyota.com/support/privacy-notice/>. The Safety Connect® trial is included for a minimum of 5 years. 4G network dependent. Options shown. **69.** Available Remote Connect shown. Use only if aware of circumstances surrounding vehicle it is legal safe to do so (e.g., do not remotely start a gas engine vehicle in an enclosed space or if vehicle is occupied by a child). Remote Connect services vary by vehicle and are subject to change at any time without notice. Services depend on 4G network availability, a cellular connection and GPS signal. Without any one or more of these things, operability may be limited or precluded. Further, if and when 4G network changes or is discontinued, or the underlying technology required to support service becomes obsolete, then the services will not work and will need to be discontinued. Digital Key also requires Bluetooth® connectivity. Not available on manual transmissions. Services require account registration through Toyota app and acceptance of Connected Services Terms of Use at [toyota.com/content/dam/toyota/privacyvts/pdf/connected-services-terms-use.pdf](https://www.toyota.com/content/dam/toyota/privacyvts/pdf/connected-services-terms-use.pdf) and Master Data Consent. Data charges may apply. For Toyota's Connected Services' vehicle-generated data collection, use, sharing, and retention practices and agreements, see [toyota.com/support/privacy-notice/](https://www.toyota.com/support/privacy-notice/). Trial period begins on original purchase or lease date of new vehicle. Paid subscription required after trial (if applicable). Terms of Use apply. **70.** Torsen® is a registered trademark of Zexel Torsen, Inc. **71.** Extra-cost color. **72.** Softex® is a registered trademark of Toyota Motor Sales, U.S.A., Inc. **73.** Digital Key requires active Remote Connect subscription. Remote start/stop and/or lock/unlock and other features of Remote Connect are only available on select models. Use only if aware of circumstances surrounding the vehicle it is legal and safe to do so (e.g., do not remotely start a gas engine vehicle in an enclosed space or if the vehicle is occupied by a child). Remote Connect depends on certain factors outside of Toyota's control in order to operate, including 4G network availability, a cellular connection, and GPS signal. Without any one or more of these things, operability may be limited or precluded. Digital Key also requires Bluetooth® connectivity. Remote Connect is included with select paid Connected Services packages. See your Toyota dealer for details. Services may vary and are subject to change without notice. Services require account registration through the Toyota app and acceptance of the Connected Services Terms of Use at <https://www.toyota.com/content/dam/toyota/privacyvts/pdf/connected-services-terms-use.pdf> and Master Data Consent. Data charges may apply. For Toyota Connected Services' vehicle-generated data collection, use, sharing, and retention practices and agreements, see <https://www.toyota.com/support/privacy-notice/>. **74.** Installation of a tow hitch receiver or other accessories located near the rear bumper or side-door kick sensors may require disabling or removing the kick sensor, and the sensor operation setting in your vehicle should be turned off. Water, weather, dirt, and other conditions also may cause the sensor to not operate properly or to operate unintentionally. See Owner's Manual for limitations. **75.** Never tow beyond a vehicle's published towing capacities. **76.** HomeLink® and the HomeLink® house icon are registered trademarks of Gentex Corporation. **77.** This floor mat/floor liner was designed specifically for use in your model and model year vehicle and SHOULD NOT be used in any other vehicle. To avoid potential interference with pedal operation, each mat/liner must be secured with its fasteners. Do not install a floor mat/floor liner on top of an existing floor mat/floor liner. **78.** Rated for 12 volts/10 amps. See Owner's Manual for additional limitations and details. **79.** Do not exceed 120V. See Owner's Manual for additional limitations and details. **80.** The engine immobilizer is a state-of-the-art anti-theft system initiated when the key is inserted into ignition switch or a Smart Key fob is in/near the vehicle. Engine will only start if the code in the transponder chip inside the key/fob matches the code in vehicle's immobilizer. The transponder chip is embedded in the key/fob and can be costly to replace. For lost key or fob, see a Toyota dealer or go to www.aloa.org to find a qualified locksmith for high-security key service. **81.** Front and Rear Parking Assist with Automatic Braking (PA w/AB) may warn drivers of, and potentially brake for front and rear collisions with certain objects when traveling at low speeds. Drivers should visually confirm clearance during use. See Owner's Manual for instructions and limitations. **82.** Lane Change Assist operates only when Dynamic Radar Cruise Control (DRCC) and Lane Tracing Assist (LTA) are activated. Do not overly rely on this system. Driver must confirm lane is clear. See Owner's Manual for limitations. **83.** Traffic Jam Assist is not an automated driving system, requires driver supervision at all times, and is designed to function on controlled access freeways at speeds of 25 mph or less. Operation requires Lane Tracing Assist to be active. Use this system in accordance with applicable laws. Requires an active subscription to Drive Connect that depends on 4G network availability and other factors. Service requires account registration through the Toyota app and acceptance of Connected Services Terms of Use at [toyota.com/content/dam/toyota/privacyvts/pdf/connected-services-terms-use.pdf](https://www.toyota.com/content/dam/toyota/privacyvts/pdf/connected-services-terms-use.pdf) and Master Data Consent. Data charges may apply. Before operating, refer to Owner's Manual for instructions and limitations. **84.** Do not rely exclusively on Safe Exit Alert. Always look for approaching traffic before exiting the vehicle. See Owner's Manual for limitations. **85.** Vehicle Stability Control is not a substitute for safe and attentive driving practices. Factors including speed, road conditions, weather and steering input can affect whether VSC will be effective. See Owner's Manual for limitations. **86.** Smart Stop Technology® will reduce power to help the brakes bring vehicle to a stop during certain contemporaneous brake and accelerator pedal applications. See Owner's Manual for limitations. **87.** The Tire Pressure Monitor System alerts the driver when tire pressure is critically low. For optimal tire wear and performance, tire pressure should be checked regularly with a gauge; do not rely solely on the monitor system. See Owner's Manual for limitations and details. **88.** When the system is on, Electric Parking Brake is designed to engage the Parking Brake under limited conditions. It may not hold the vehicle under all conditions. See Owner's Manual for additional limitations and details.

INFO AND DISCLOSURES

Toyota strives to build vehicles to match customer interest and thus they typically are built with popular options and option packages. Not all options/packages are available separately and some may not be available in all regions of the country. See toyota.com for information about options/packages commonly available in your area. If you would prefer a vehicle without any or with different options, contact your dealer to check for current availability or the possibility of placing a special order.

Color(s) depicted may vary based on multiple factors, including ambient lighting and the format in which it is being viewed (e.g., computer, mobile device or print).

Some vehicles are shown with available equipment. Seatbelts should be worn at all times. For details on vehicle specifications, standard features and available equipment in your area, contact your Toyota dealer. A vehicle with particular equipment may not be available at the dealership. Ask your Toyota dealer to help locate a specifically equipped vehicle.

All information presented herein is based on data available at the time of posting, is subject to change without notice and pertains specifically to mainland U.S.A. vehicles only. Vehicles shown may be prototypes, shown using visual effects and/or shown with options. Actual models may vary.

LEGEND

Info

Vehicle Information

 Info

Legal Disclosure

WARRANTIES

Date and mileage limitations refer to whichever occurs first from the date of purchase. Warranty coverage is subject to other terms and conditions. Refer to applicable Warranty and Maintenance Guide for full details.

Date and mileage limitations refer to whichever comes first from the date of first purchase. Warranty coverage is subject to other terms and conditions. Refer to applicable Warranty and Maintenance Guide for full details and for information regarding the Federal and California Emission Control Warranties, and Tire Limited Warranties. Emission coverages vary under Federal and California regulations.

For Toyota hybrid, plug-in hybrid, fuel cell and battery electric vehicles beginning model year 2020, the hybrid (HV) battery is covered for 10 years from date of first use or 150,000 miles, whichever comes first. Coverage is subject to the terms and conditions of your New Vehicle Limited Warranty. See the Toyota Owner's Warranty and Maintenance Guide for details.